




Mar 2020		Week Day		TEMPERATURE °F				TEMPERATURE °F				SKY		PRECIPITATION			FROZ. PRECIP.		1st PERIOD	
Mar 2020	Week Day	MAX.	Time	MIN.	Time	RANGE	MEAN	CHANGE	SOIL	AM	PM	Liquid	1 Hr.	5 Min.	NEW	GROUND	START	END		
Mar-01	Sun	54.0	14:57	20.8	5:36	33.2	37.4	2.4	44	0	0									
Mar-02	Mon	68.7	14:49	39.1	6:37	29.6	53.9	16.5	44	1	2	T	T	T			2135	2205		
Mar-03	Tue	64.8	14:52	49.4	5:40	15.4	57.1	3.2	46	2	2	T	T	T			1015	1045		
Mar-04	Wed	63.8	12:40	40.9	6:55	22.9	52.4	-4.8	47	2	1									
Mar-05	Thu	57.0	12:30	39.3	23:56	17.7	48.2	-4.2	48	2	2									
Mar-06	Fri	59.5	13:29	38.4	0:44	21.1	49.0	0.8	48	2	2	T	T	T			0305	0310		
Mar-07	Sat	54.4	14:12	31.8	23:43	22.6	43.1	-5.9	48	0	0	T	T	T			0050	0110		
Mar-08	Sun	63.3	15:13	25.4	7:27	37.9	44.4	1.2	47	0	0									
Mar-09	Mon	74.1	14:43	44.4	7:04	29.7	59.3	14.9	47	0	1									
Mar-10	Tue	70.3	15:28	58.0	4:33	12.3	64.2	4.9	49	2	2	T	T	T			1035	1120		
Mar-11	Wed	68.8	15:23	49.3	7:33	19.5	59.1	-5.1	51	2	2	T	T	T			0015	0020		
Mar-12	Thu	66.9	14:23	48.0	2:30	18.9	57.5	-1.6	51	2	2									
Mar-13	Fri	81.9	15:41	53.1	0:24	28.8	67.5	10.1	52	2	1	0.08	0.05	0.01			0001	0005		
Mar-14	Sat	62.0	16:37	46.2	7:44	15.8	54.1	-13.4	54	2	2									
Mar-15	Sun	51.7	0:01	42.9	6:36	8.8	47.3	-6.8	53	2	2	0.01	0.01	T			2145	0320		
Mar-16	Mon	58.0	13:56	40.5	6:54	17.5	49.3	2.0	52	2	2									
Mar-17	Tue	67.3	16:24	43.7	5:17	23.6	55.5	6.3	52	2	1	T	T	T			0815	0830		
Mar-18	Wed	60.1	0:01	49.5	7:48	10.6	54.8	-0.7	53	2	2	0.04	0.02	0.01			1110	2400		
Mar-19	Thu	82.5	15:48	49.9	0:32	32.6	66.2	11.4	53	2	1	0.09	0.07	0.01			0001	0315		
Mar-20	Fri	87.8	13:42	69.5	5:54	18.3	78.7	12.5	56	1	1	0.01	0.01	T			2040	2330		
Mar-21	Sat	69.9	0:01	47.9	23:42	22	58.9	-19.8	58	2	2	0.14	0.07	0.01			0030	0500		
Mar-22	Sun	57.1	14:16	42.4	7:45	14.7	49.8	-9.2	56	2	2	T	T	T			2310	2350		
Mar-23	Mon	48.5	15:35	41.4	7:32	7.1	45.0	-4.8	55	2	2	0.79	0.32	0.03			0120	0920		
Mar-24	Tue	58.1	14:55	39.1	7:23	19	48.6	3.7	54	2	2	0.01	0.01	T			2100	2150		
Mar-25	Wed	49.8	15:10	44.2	6:20	5.6	47.0	-1.6	54	2	2	0.69	0.14	0.02			0001	1525		
Mar-26	Thu	59.0	17:02	38.9	4:51	20.1	49.0	2.0	53	2	1									
Mar-27	Fri	72.0	11:17	51.0	7:22	21	61.5	12.6	53	0	2	T	T	T			1335	1345		
Mar-28	Sat	76.2	16:56	56.2	8:23	20	66.2	4.7	55	2	1	T	T	T			0001	0010		
Mar-29	Sun	87.0	16:59	53.6	7:21	33.4	70.3	4.1	56	2	1									
Mar-30	Mon	75.5	15:40	56.7	5:42	18.8	66.1	-4.2	58	2	0									
Mar-31	Tue	58.6	0:01	43.3	6:21	15.3	51.0	-15.2	57	2	2	0.44	0.17	0.03			1350	2400		
TOTAL NUMBER		2029		1395		633.8	1711.7	16.0	1604	50	45	2.30	0.87	0.12	0	0	Col. 26 - 27			
AVERAGE		31	31	31	31	31	31	31	31	31	31	10	10	7	0	0	DAILY AVE RH			
NORMALS		65.44	12:59	44.99	7:37	20.45	55.22		51.74	1.61	1.45	Ave Tot.	Ave. Max.	Ave. Max.	Ave. Tot.	Ave. Days	67.7	Percent		
DEPARTURES		59.04		37.11		21.93	48.08		48.26	1.16	1.15	3.56	0.39	0.07	3.2	2.1	63.9	Percent		
Max. Temps. >= 70°F		87.8	Ave.HighMax	69.5	Ave.HighMin	37.9	78.7	16.5	58	Whole Day		0.79	0.32	0.03	0	0.0	Precip	24 Hr.		
2020 10		Mar-20	80.0	Mar-20	56.5	Mar-08	Mar-20	Mar-02	Mar-21	AVE. 1.53		Mar-23	Mar-23	Mar-23			Amount	0.79		
Ave. 6.9			Dep. 7.8		Dep. 13.0				Mar-30	Normal 1.16							Date	Mar-23		
Departure 3.1										Depart. 0.38							Date			
Min. Temps. <= 32°F		48.5	Ave.LowMax	20.8	Ave.LowMin	5.6	37.4	-19.8	44	SKY		>= 0.10 INCHES		>= 1.00 INCHES		>= 2.00 INCHES				
2020 3		Mar-23	37.1	Mar-01	19.1	Mar-25	Mar-01	Mar-21	Mar-01	CLEAR	AM	PM	4	0	0	0	0	0		
Ave. 11.6			Dep. 11.4		Dep. 1.7				Mar-02	P.C.L.O. 2	5	4	HOTTEST	78.7	Highest	Lowest	COOLEST	37.4		
Departure -8.6										C.L.O. 24	24	18	DAY	3-20	Mean	Mean	DAY	3-01		
Days Max. <=32 °F		0		MAX.	>=85	>=80	>=75	>=70	>=65	>=60	>=55	>=50	>=45	>=40	>=35	>=30	>=25	>=20		
Days Max. >=90°F		0		DAYS	2	4	6	10	15	20	26	30	31	31	31	31	31	31		

20 21 22 23 24 25 26 27 28 29 30 31 32 33 34 35 36 37 38

Mar 2020	2nd PERIOD		WIND			REL. HUMIDITY		BAROMETRIC PRESSURE											
	START	END	RUN	MAX.	TIME	MAX.	MIN.	MAX.	MIN.	AVE.	CHANGE	GLAZE	SLEET	SNOW	FOG	DEW	FROST		
Mar-01			54.6	14	15:55	83	26	30.31	30.19	30.25	0.12						3		
Mar-02			182.7	31	14:08	66	31	30.16	29.85	30.01	-0.24					N			
Mar-03	1210	1235	150.3	35	14:29	86	59	29.88	29.56	29.72	-0.29					N			
Mar-04			83.5	18	13:22	78	28	29.97	29.75	29.86	0.14					2			
Mar-05			84.9	17	6:17	71	37	30.23	29.95	30.09	0.23					N			
Mar-06	0500	0515	91.3	22	16:36	87	37	30.02	29.77	29.90	-0.20					P			
Mar-07			132.0	27	7:18	68	29	30.50	30.02	30.26	0.36					N			
Mar-08			73.1	18	17:54	88	25	30.62	30.46	30.54	0.28						4		
Mar-09			156.3	22	17:50	61	23	30.49	30.34	30.42	-0.13					N			
Mar-10	1300	1420	202.4	35	15:59	77	58	30.37	30.06	30.22	-0.20					N			
Mar-11	0135	0140	59.9	13	18:18	90	55	30.15	29.97	30.06	-0.16					P			
Mar-12			72.1	12	12:59	91	67	30.09	29.94	30.02	-0.04					N			
Mar-13	0135	0515	116.8	21	13:49	95	40	30.17	29.82	30.00	-0.02					P			
Mar-14			70.0	15	10:11	60	27	30.42	30.17	30.30	0.30					N			
Mar-15	0450	0600	97.3	16	1:10	91	51	30.49	30.30	30.40	0.10					P			
Mar-16			88.4	17	15:29	89	43	30.51	30.32	30.42	0.02					N			
Mar-17	1355	1400	76.8	16	16:37	90	63	30.32	30.10	30.21	-0.20					N			
Mar-18			110.1	18	3:42	90	58	30.50	30.25	30.38	0.16					N			
Mar-19	1715	1730	112.2	18	14:30	96	54	30.31	30.12	30.22	-0.16					P			
Mar-20			177.6	29	11:37	84	46	30.15	29.96	30.06	-0.16					N			
Mar-21	0600	0815	116.1	21	6:59	94	59	30.42	30.03	30.23	0.17					P			
Mar-22			125.6	20	21:33	79	47	30.54	30.40	30.47	0.24					N			
Mar-23	1210	1530	74.2	14	0:08	96	79	30.48	30.06	30.27	-0.20					P			
Mar-24	2250	2400	38.8	14	21:47	98	67	30.21	30.04	30.13	-0.15				2	P			
Mar-25	1810	1935	124.0	19	14:02	97	90	30.09	29.84	29.97	-0.16					P			
Mar-26			77.7	18	15:01	98	67	30.15	29.87	30.01	0.04				1	P			
Mar-27	2300	2400	81.1	21	0:31	94	63	30.05	29.79	29.92	-0.09					3			
Mar-28	0530	0550	68.5	13	5:45	92	66	30.02	29.84	29.93	0.01					P			
Mar-29			85.8	30	16:32	99	53	29.99	29.74	29.87	-0.07				3	4			
Mar-30			77.8	25	14:19	85	26	30.02	29.79	29.91	0.04					2			
Mar-31			69.4	16	21:42	95	54	30.01	29.75	29.88	-0.02					3			
TOTAL NUMBER	Column 23		3131.3	625		2668	1528	937.64	930.05	933.85	DAYS	0	0	0	3	0	5	2	
	Mar. Wind Run		31	31	31	31	31	31	31	31	31	Normal	0.9	1.6	2.5	2.9	1.6	6.1	7.1
AVERAGE	Total	3131.3	101.0	20.2	12:47	86.1	49.3	30.25	30.00	30.12	Depart.	-0.9	-1.6	-2.5	0.1	-1.6	-1.1	-5.1	
NORMALS	Miles	2245.8	72.4	20.9		85.7	41.8	30.19	29.94	30.06	Rating ▶	0	0	0	6	0	14	7	
Departures	Miles	885.5	28.6	-0.7		0.4	7.5	0.06	0.06	0.06	Intensity	GLAZE	SLEET	SNOW	FOG		Dew	Frost	
MAXIMUM DATES	Dates	202.4	35	SSW, S	99	90	30.62	30.46	30.54	0.36	GLAZE SLEET SNOW FOG 	5. Very Heavy						N- None No Dew Obs.	
	1	Mar-10	Mar-03	14:29	Mar-29	Mar-25	Mar-08	Mar-08	Mar-08	Mar-07		4. Heavy-Unusual						P- Precip. prevent obs.	
	2		Mar-10	15:59								3. Moderate - Ave.							
	3											2. Light - >= Ave.							
Min. Temps. >= 70°F	1				Ave. Max.						1. Very Light - Slight - Trace								
	Dates	38.8	12	39.5	60	23	29.88	29.56	29.72	-0.29	M - Event with intensity missing								
Ave.	0.0				Dep.														
Departure	1.0				-4.5														
Days Min. <=32 °F	3	MIN.	<=70	<=65	<=60	<=55	<=50	<=45	<=40	<=35	<=30	<=25	<=20	<=15	<=10	<=05			
Days Min >=70°F	1	DAYS	31	30	30	27	24	17	8	3	2	2	0	0	0	0			

Mar  
2020

## REMARKS FOR THE MONTH

March - 2020

Mar-01	A COLD AM START BUT FULL SUN NO CLOUDS SEEN GIVING A GOOD WARMUP IN PM
Mar-02	A VERY WINDY DAY-AM EST. 55-65% CLOUDY-PM EST. 80-90% CLOUDY BUT WARMER
Mar-03	NO DEW BECAUSE OF WIND AT NIGHT AND A VERY WINDY DAY-CLOUDY WITH TWO SPRINKLES-TORNADOES IN TN KILLED MORE THAN 20 PEOPLE
Mar-04	AM EST. 80-90% CLO. - PM EST. 50-60% CLOUDY-AM HAD CLOUDS TO 1115 THEN VERY CLEAR FROM NOON-1330 THEN FIBROUS CIRRUS
Mar-05	WINDY NIGHT-CIRROSTRATUS MUCH OF DAY WITH SOME SOLAR ENERGY PASSING THROUGH CLOUDS
Mar-06	VIRGA SEEN THIS PM-3RD PD. OF SHOWERS 1445-1515-CLOUDY AND WINDY DAY ESPECIALLY IN PM
Mar-07	CLOUDS UNTIL 0720 THEN VERY CLEAR UNTIL 1000 THEN SCATTERED CUMULUS AND VERY CLEAR AGAIN AFTER 1115 FOR REST OF DAY & ON TO 2200
Mar-08	COLD START BUT A GREAT WARMUP-MORE FROST ON GRASS THAN ROOFS-A BEAUTIFUL SPRING AFTERNOON
Mar-09	SOME CIRRUS CAME IN AT 1500 THEN THICKER BY 1630-PM EST. 35-40% CLOUDY-WARMEST DAY OF 2020-PREVIOUS MAX. WAS 72.6 °F ON FEB. 4
Mar-10	WIND PREVENTED DEW AT NIGHT THE SAME OCCURRENCE YESTERDAY-VERY WINDY DAY & ONLY 3 HRS. WITH A LITTLE SUN
Mar-11	CLOUDY ALL DAY WITH A LITTLE SUN BETWEEN 1500-1515-WARM FOR 11TH OF MARCH-FLOWERING MAGNOLIAS ARE BLOOMING
Mar-12	CLOUDY AM AND OCCASIONAL SUN IN PM WITH MILD TEMPS.
Mar-13	MEASURABLE RAINFALL ONLY FROM 0425-0445-3RD PD. OF SPRINKLES 0648-0945-PM 60-65% CLOUDY-SOLAR RADIATION THROUGH CIRRUS-ALSO WARMEST DAY SINCE
Mar-14	SOME SUN THROUGH CIRROSTRATUS CLOUDS BUT MOSTLY CLOUDY ALL DAY WITH PLEASANT TEMPS.
Mar-15	CHILLY, DAMP AND BREEZY, DARK SPRING DAY WITH HEAVY CLOUDS
Mar-16	CLOUDY AND BREEZE PREVENTED DEW-DIM SUN THROUGH CIRROSTRATUS TODAY
Mar-17	CLOUDY AM WITH CLEARING STARTING AT 1445 THEN CLEAR 1520-1830-PM EST. 40-45% CLOUDY
Mar-18	A CLOUDY DAY AND ONLY HAD 0.09 INCHES OF RAIN IN LAST 20 DAYS-DRY CONDITIONS NOW
Mar-19	STARTED TO CLEAR AT 1130 AND WAS MOSTLY CLEAR BY NOON BUT CLOUDS AGAIN AFTER 1700-PM EST. 50% CLO.-WARMEST DAY SINCE OCT. 4, 2019 WHEN IT WAS 82.8 °F
Mar-20	HOTTEST SINCE OCT. 3, 2019 WHEN IT WAS 98 °F -HOT FOR MARCH-BOTH AM AND PM EST. TO BE AROUND 60-65% CLOUDY
Mar-21	MUCH COOLER WITH CLOUDS AND A CHILLY NE WIND-MAX. TEMP. WAS AT MIDNIGHT-3RD PD. OF SPRINKLES 0950-1125
Mar-22	SUN THROUGH THIN CLOUDS IN AM THAT BECAME THICKER BY 1430-ALSO A BREEZY DAY
Mar-23	BREEZY, CLOUDY,COLD DAY FOR MARCH-RAIN MOST OF AM BUT MUCH NEEDED PRECIP.
Mar-24	FOG EARLY THAT BECAME HEAVY THEN SUN THROUGH CIRROSTRATUS FOLLOWED BY A CLOUDY PM & TEMPS. WARMER BY 10 DEGREES TODAY
Mar-25	A DAMP, RAINY, CHILLY, CLOUDY DAY WITH A NE WIND CHANGING TO NORTH
Mar-26	CLEARING STARTED AT 1445 AND WAS ALMOST CLEAR BY 1515 THEN CLOUDS CAME IN AGAIN AT 1845
Mar-27	CLEAR TO 1115 THEN CLOUDS CAME IN AND PM WAS CLOUDY WITH A HARDLY DISCERNABLE TRACE OF RAIN
Mar-28	CLOUDY AM - CLEARING STARTED AT 1330 AND MOSTLY CLEAR BY 1415 THEN CLOUDY AGAIN BY 1745
Mar-29	HEAVIEST FOG AT 0745-CLEAREST PD. FROM 1345-1610-WARM FOR MARCH
Mar-30	CLOUDY AM BUT A DEEP BLUE SKY FROM 1300-1700 THEN CLOUDS AGAIN-LOW REL. HUMIDITY TODAY
Mar-31	CLOUDY ALL DAY AND COOL WITH A RAINY AFTERNOON AND NIGHT WITH CHILLY TEMPS.

DATE

EXTENSION OF LENGTHY DAILY REMARKS

Mar-13 OCT. 27 WHEN IT WAS 82.1 °F

The daily records for the month are listed on page # 4 and not found in the remarks.

The link below explains how observations are taken at the Glen Allen Weather Station - Note the Numbers match the column numbers on the Observation Sheet

[Rules for making Observations in 2020](#)

Mar  
2020

March-2020

The Springfield Park Station had 19 Records or Record Ties in March

1

2

3

The maximum temperature on the 3rd was 64.8°F, a new 11-year daily HIGH maximum temperature record for the date - the old record was 60°F in 2012.

The minimum temperature on the 3rd was 49.4°F, a new 11-year warm daily minimum temperature record for the date - the old record was 48°F in 2012.

4

The minimum temperature on the 4th was 40.9°F, a new 11-year warm daily minimum temperature record for the date - the old record was 39.3°F in 2015.

The maximum temperature on the 4th was 63.8°F, a new 11-year daily HIGH maximum temperature record for the date - the old record was 58.7°F in 2015.

5

The minimum temperature on the 5th was 39.3°F, a new 11-year warm daily minimum temperature record for the date - the old record was 39°F in 2011.

6

7

8

9

10

The daily temperature range on the 10th was 12.3°F, a new 11-year LOW daily temperature range record for the date - the old record was 14°F in 2009.

11

12

13

The maximum temperature on the 13th was 81.9°F, a new 11-year daily HIGH maximum temperature record for the date - the old record was 80°F in 2012.

14

15

16

17

18

19

The maximum temperature on the 19th was 82.5°F, a new 11-year daily HIGH maximum temperature record for the date - the old record was 76°F in 2012.

20

The maximum temperature on the 20th was 87.8°F, a new 11-year daily HIGH maximum temperature record for the date - the old record was 79°F in 2012.

The minimum temperature on the 20th was 69.5°F, a new 11-year warm daily minimum temperature record for the date - the old record was 57°F in 2012.

21

22

The daily temperature range on the 22nd was 14.7°F, a new 11-year LOW daily temperature range record for the date - the old record was 17°F in 2011 and 2010.

23

The daily temperature range on the 23rd was 6.9°F, a new 11-year LOW daily temperature range record for the date - the old record was 12.7°F in 2015.

The maximum temperature on the 23rd was 48.5 11-year cold daily maximum temperature record for the date - the old record was 49.4°F in 2017.

The daily precipitation on the 23rd was 0.79 inches, a new - year HIGH daily precipitation record for the date - the old record was 0.15 inches in 2014.

24

25

The daily precipitation on the 25th was 0.69 inches, a new - year HIGH daily precipitation record for the date - the old record was 0.21 inches in 2013.

26

27

The minimum temperature on the 27th was 51°F, a new 11-year warm daily minimum temperature record for the date - the old record was 50.4°F in 2017.

28

29

The maximum temperature on the 29th was 87°F, a new 11-year daily HIGH maximum temperature record for the date - the old record was 82.2°F in 2018.

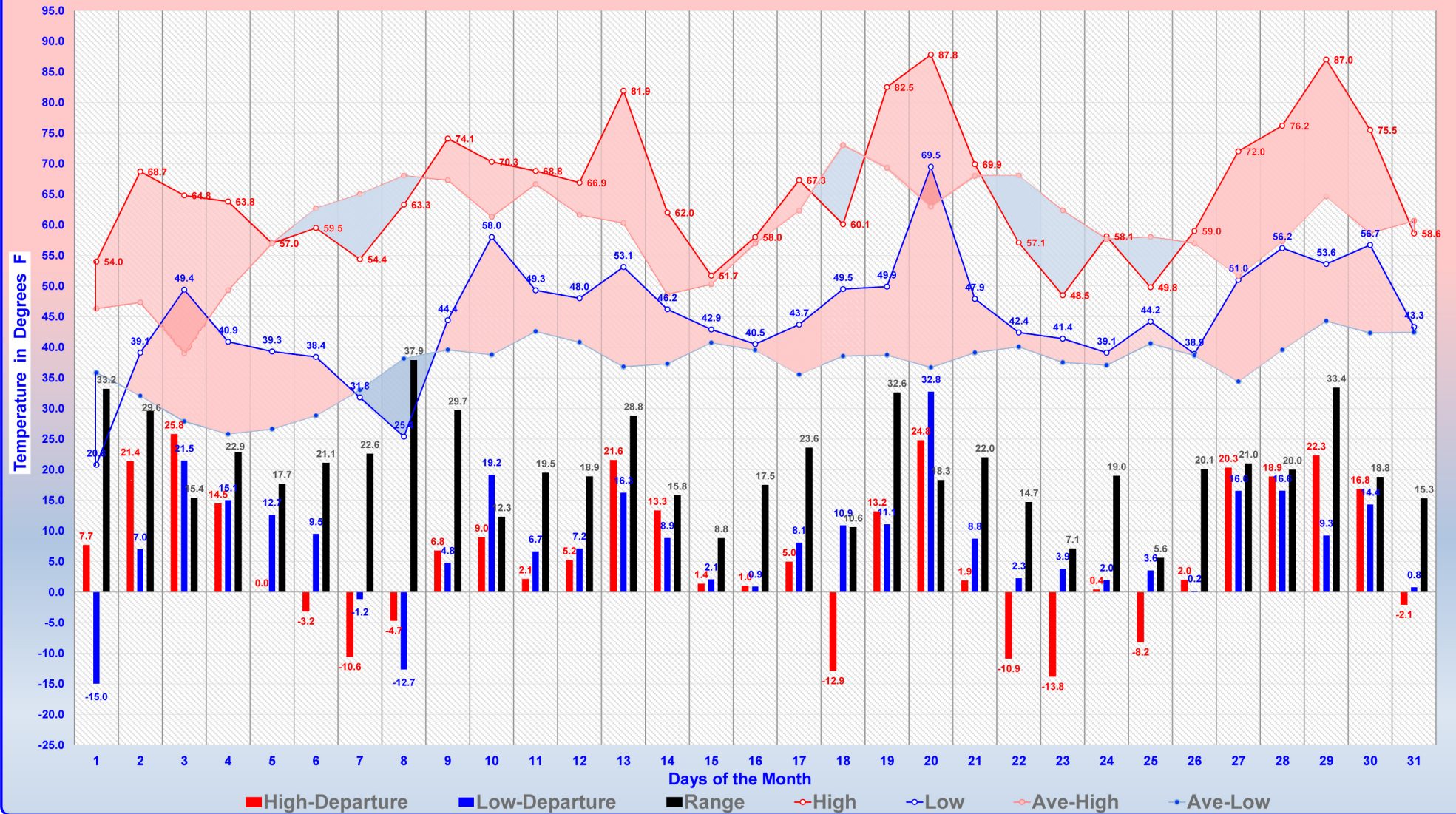
The daily temperature range on the 29th was 33.4°F, a new 11-year HIGH daily temperature range record for the date - the old record was 33.2°F in 2018.

30

The minimum temperature on the 30th was 56.7°F, a new 11-year warm daily minimum temperature record for the date - the old record was 53.9°F in 2019.

31

# MARCH TEMPERATURE GRAPH



# ACON - VA/NC/SC

The Atlantic Coast Observer Network: Virginia, North Carolina, South Carolina

## March 2020

### Station summary of Climatological Data

Observer: Lowell L. Koontz      Acon Station ID: West Henrico - Glen Allen, VA

Observation Times:      Temps Recorded    2400      Precipitation Recorded    2400

#### TEMPERATURE °F

A	MEAN MAXIMUM	65.44
B	MEAN MINIMUM	44.99
C	MEAN MONTHLY	55.22
C1	MEAN TEMP DEP.	7.14
D	MAXIMUM	88
E	DATE(s) OF MAX.	Mar-20
F	MINIMUM	21
G	DATE(s) OF MIN.	Mar-01
H	# DAYS MAX. > = 90°	0
I	# MAX. < = 32°	0
J	MIN. < = 32°	3
K	MIN. < = 0°	0
K1	AVE RELATIVE HUMIDITY	67.7

#### WIND MPH

L	MAX. GUST	35
M	DIRECT. OF GUST	SSW, S
N	DATE	3 <sup>rd</sup> - 10 <sup>th</sup>
	TIME	14:29, 15:59

#### NUMBER DAYS WITH -

O	THUNDER	0
P	HAIL	0
Q	GLAZE	0
R	ICE PELLETS (SLEET)	0
R1	DENSE FOG < = 1/4 MILE	1

#### PRECIPITATION INCHES

T	MONTH TOTAL	2.30
U	CALENDAR DAY MAX.	0.79
U1	DATE OF MAX.	Mar-23
V	24-HR. PERIOD MAX.	0.79
V1	DATE(s) OF MAX. PD.	Mar-23
W	# DAYS > = 0.01"	10
X	# DAYS > = 1.00"	0
Y	YR. TO DATE TOT.	9.46
	MAX. 1 HR. PRECIP.	0.32
	MAX. 5 MIN PRECIP.	0.03

#### SNOWFALL INCHES

Z	DAILY MAXIMUM	0
1	DATE OF MAX.	
2	DAYS= > TRACE	0
3	DAYS > = 1.0"	0
4	MONTHLY TOTAL	0
5	<b>2019 - 2020 SEASON'S TOT.</b>	<b>0.4</b>

#### BAROMETER

6	MAXIMUM	30.62
6A	DATE	Mar-08
7	MINIMUM	29.56
7A	DATE	Mar-03
8	AVE. MONTHLY PRESSURE	30.12
CWA	NWS COUNTY WARNING AREA	Henrico