




May 2021 West Henrico Co. - Glen Allen Weather Center 37.65537° N. 77.56929° W. - Koontz																			
		2	3	4	5	6	7	8	9	10	11	12	13	14	15	16	17	18	19
May 2021	Week Day	TEMPERATURE °F				TEMPERATURE °F				SKY		PRECIPITATION			FROZ. PRECIP.		1st PERIOD		
		MAX.	Time	MIN.	Time	RANGE	MEAN	CHANGE	SOIL	AM	PM	Liquid	1 Hr.	5 Min.	NEW	GROUND	START	END	
May-01	Sat	71.1	16:22	39.5	6:15	31.6	55.3	-9.8	64	0	0								
May-02	Sun	85.2	16:02	52.8	6:28	32.4	69.0	13.7	63	2	1								
May-03	Mon	78.4	15:29	66.5	9:55	11.9	72.5	3.5	64	2	2	0.35	0.21	0.08			0315	0415	
May-04	Tue	89.7	15:13	63.1	5:25	26.6	76.4	4.0	64	0	1	0.51	0.51	0.29			1725	1805	
May-05	Wed	84.9	15:02	58.8	23:54	26.1	71.9	-4.6	66	1	1	0.05	0.05	0.02			0643	0740	
May-06	Thu	67.4	16:23	46.1	5:42	21.3	56.8	-15.1	67	0	0								
May-07	Fri	65.6	14:16	44.7	23:52	20.9	55.2	-1.6	66	2	2	0.14	0.12	0.02			1523	1735	
May-08	Sat	70.2	15:20	40.8	4:11	29.4	55.5	0.4	63	1	1								
May-09	Sun	77.3	16:39	41.8	1:44	35.5	59.6	4.1	63	2	1								
May-10	Mon	72.3	0:13	49.4	23:50	22.9	60.9	1.3	64	2	1	0.09	0.08	0.02			0740	0945	
May-11	Tue	72.7	15:52	44.9	5:33	27.8	58.8	-2.1	63	2	1	T	T	T			2130	2140	
May-12	Wed	63.2	17:36	44.5	23:59	18.7	53.9	-5.0	63	2	2								
May-13	Thu	71.7	16:08	39.4	5:40	32.3	55.6	1.7	61	0	1								
May-14	Fri	72.8	14:46	40.2	5:38	32.6	56.5	1.0	62	1	2								
May-15	Sat	78.5	15:55	42.3	6:09	36.2	60.4	3.9	62	0	1								
May-16	Sun	72.6	13:52	45.4	6:27	27.2	59.0	-1.4	63	2	2								
May-17	Mon	76.6	15:40	48.3	6:31	28.3	62.5	3.5	62	2	2								
May-18	Tue	79.8	15:52	48.0	6:27	31.8	63.9	1.5	63	0	1								
May-19	Wed	85.0	16:42	50.9	6:09	34.1	68.0	4.1	65	0	0								
May-20	Thu	89.4	16:39	53.7	6:05	35.7	71.6	3.6	66	0	0								
May-21	Fri	83.3	15:57	51.2	6:24	32.1	67.3	-4.3	67	0	0								
May-22	Sat	89.4	14:47	54.9	5:38	34.5	72.2	4.9	67	2	2								
May-23	Sun	91.2	16:00	66.7	5:38	24.5	79.0	6.8	68	2	0	T	T	T			0738	0755	
May-24	Mon	80.2	13:57	61.9	23:50	18.3	71.1	-7.9	70	1	2	T	T	T			1630	1725	
May-25	Tue	83.5	16:52	60.6	5:43	22.9	72.1	1.0	69	2	0								
May-26	Wed	95.5	15:20	69.9	5:49	25.6	82.7	10.7	70	1	1	0.01	0.01	T			1730	1745	
May-27	Thu	89.9	17:01	66.7	6:21	23.2	78.3	-4.4	71	0	0								
May-28	Fri	91.9	14:59	65.0	5:03	26.9	78.5	0.1	72	2	2	0.33	0.27	0.05			1755	2000	
May-29	Sat	70.5	1:15	51.5	23:50	19.0	61.0	-17.5	72	2	2	1.33	0.47	0.11			0100	1355	
May-30	Sun	59.1	17:23	49.8	6:18	9.3	54.5	-6.6	68	2	2	0.67	0.35	0.04			0001	0555	
May-31	Mon	75.7	17:10	47.8	6:06	27.9	61.8	7.3	65	0	1								
TOTAL		2434.6		1607.1		827.5	2020.9	-3.4	2033	35	34	3.48	2.07	0.63	0.00	0.00	Col.26-27		
NUMBER		31	31	31	31	31	31	31	31	31	31	9	9	8	0	0	DAILY AVE RH		
AVERAGE		78.54	14:51	51.84	9:22	26.69	65.19		65.58	1.13	1.10	Ave. Tot.	Ave. Max	Ave. Max			67.0	Percent	
NORMALS		78.87		58.17		20.70	68.52		66.79	1.16	1.19	5.00	0.90	0.22	0.0	0.0	72.2	Percent	
DEPARTURES		-0.34		-6.33		5.99	-3.3		-1.21	-0.04	-0.09	-1.52	-0.39	0.07			-5.2	Percent	
Max. Temps. >= 70°F		95.5	Ave.HighMax	69.9	Ave.HighMin	36.2	82.7	13.7	72.0	Whole Day		1.33	0.51	0.29			Precip	24 Hr.	
2021 27		May-26	91.0	May-26	71.2	May-15	May-26	May-02	May-28	AVERAGE	1.11	May-29	May-04	May-04			Amount	1.32	
Ave. 25.8			Dep.		Dep.			May-29	Normal	1.17						Date	May 28		
Departure 1.3			4.5		-1.3				Depart	-0.06						Date	May 29		
Min. Temps. >70°F		59.1	Ave.LowMax	39.4	Ave.LowMin	9.3	53.9	-17.5	61.0	SKY		AM	PM	>= 0.10	INCHES	>= 1.00	INCHES	>= 2.00	INCHES
2021 1		May-30	62.6	May-13	40.0	May-30	May-12	May-29	May-13	CLEAR	11	8	6	DAYS	1	DAYS	0	DAYS	
Ave. 2.2			Dep.		Dep.				PT. CLO.	5	12	Hottest	82.7	Highest	Coollest	53.9	Lowest		
Departure -1.2			-3.5		-0.6				CLOUDY	15	11	DAY	5-26	Mean	DAY	5-12	Mean		
Days Max. <=32 °F		0	MAX.		≥ 95	≥ 90	≥ 85	≥ 80	≥ 75	≥ 70	≥ 65	≥ 60	≥ 55	≥ 50					
Days Max. >=90°F		5	DAYS		1	5	10	14	19	27	29	30	31	31					

PAGE #2		May 2021 West Henrico Co. - Glen Allen Weather Center 37.65537° N. 77.56929° W. - Koontz																				
		20	21	22	23	24	25	26	27	28	29	30	31	32	33	34	35	36	37	38		
May 2021	2nd PERIOD		WIND			REL. HUMIDITY		BAROMETRIC PRESSURE				GLAZE	SLEET	SNOW	FOG		DEW	FROST				
	START	END	RUN	MAX.	TIME	MAX.	MIN.	MAX.	MIN.	AVE.	CHANGE											
May-01			66.8	16	10:49	77	22	30.11	29.95	30.03	0.25						2					
May-02			136.5	25	18:02	61	29	29.98	29.83	29.91	-0.13						N					
May-03	0820	1305	113.0	20	14:12	96	58	29.92	29.71	29.82	-0.09					1	P					
May-04			77.5	28	17:19	97	53	29.87	29.71	29.79	-0.03					1	4					
May-05			116.0	23	15:18	97	46	29.96	29.68	29.82	0.03						P					
May-06			74.7	16	8:45	78	38	30.09	29.95	30.02	0.20						1					
May-07			39.2	16	15:04	96	52	29.98	29.85	29.92	-0.11						4					
May-08			64.8	20	17:23	98	28	30.13	29.90	30.02	0.10						P					
May-09			98.5	24	14:38	89	44	30.17	29.77	29.97	-0.05						3					
May-10	1110	1125	82.7	18	9:06	92	55	30.09	29.78	29.94	-0.03						N					
May-11	2305	2310	46.3	12	14:13	92	36	30.17	30.05	30.11	0.17						3					
May-12			81.6	16	0:29	75	42	30.32	30.17	30.25	0.14						N					
May-13			51.7	15	12:44	96	27	30.30	30.21	30.26	0.01						4					
May-14			22.9	10	14:47	95	29	30.29	30.23	30.26	0.00						4					
May-15			25.9	14	11:53	97	23	30.30	30.19	30.25	-0.01						4					
May-16			30.4	10	11:18	90	40	30.30	30.23	30.27	0.02						3					
May-17			31.8	14	20:23	97	42	30.33	30.25	30.29	0.02						4					
May-18			26.5	11	13:36	97	34	30.42	30.30	30.36	0.07						4					
May-19			33.5	10	12:55	92	33	30.40	30.33	30.37	0.00						3					
May-20			40.3	15	20:05	95	31	30.48	30.35	30.42	0.05						4					
May-21			37.3	13	13:13	91	37	30.54	30.43	30.49	0.07						3					
May-22			27.0	9	12:59	84	31	30.43	30.16	30.30	-0.19						2					
May-23			29.5	13	14:12	91	43	30.16	29.98	30.07	-0.23						1					
May-24	1815	1820	68.6	18	8:56	86	61	30.29	30.05	30.17	0.10						1					
May-25			52.4	13	17:23	85	62	30.30	30.16	30.23	0.06						P					
May-26			75.5	15	17:32	96	43	30.17	29.93	30.05	-0.18						4					
May-27			34.6	11	15:32	93	35	30.07	29.93	30.00	-0.05						3					
May-28	2125	2320	54.5	15	18:09	96	43	29.98	29.68	29.83	-0.17						2					
May-29	1755	2015	118.2	20	14:09	99	90	30.07	29.69	29.88	0.05						P					
May-30	0730	0750	107.2	18	3:32	98	76	30.27	30.04	30.16	0.27				1		P					
May-31			34.0	12	10:44	98	49	30.35	30.26	30.31	0.15						5					
TOTAL NUMBER	Column 23		1899.4	490		2824	1332	936.24	930.75	933.50	TOTAL	0	0	0	1	2	22	0				
AVERAGE	Mar. Wind Run		31	31	31	31	31	31	31	31	NORMAL	0.0	0.0	0.0	3.3	5.2	16.3	0.3				
NORMALS	Total		1899.4	61.3	15.8	13:31	91.1	43.0	30.20	30.02	30.11	DEPART.	0.0	0.0	0.0	-2.3	-3.2	5.7	-0.3			
DEPARTURES	Miles		1751.3	56.5	17.9		93.8	50.8	30.09	29.94	30.01	Rating ▶	0	0	0	1	2	68	0			
		Miles	148.1	4.8	-2.1		-2.7	-7.8	0.11	0.08	0.10	Intensity	GLAZE	SLEET	SNOW	FOG		Dew	Frost			
MAXIMUM DATES			Dates	136.5	28	West	99	90	30.54	30.43	30.49	0.27	GLAZE	SLEET	SNOW	FOG		Dew	Frost			
			1	May-02	May-04	17:19	May-29	May-29	May-21	May-21	May-21	May-30										
			2																			
			3																			
Min. Temps. >= 70°F			4			Column 24																
2021 1						Ave. Max.																
Ave. 2.2			Dates	22.9	9	31.4	61	22	29.87	29.68	29.79	-0.23	5. Very Heavy							N- None No Dew Obs.		
Departure -1.2			1	May-14	May-22	Dep.	May-02	May-01	May-04	May-05	May-04	May-23	4. Heavy-Unusual							P- Precip. prevent obs.		
			2			-3.4				May-28			3. Moderate - Ave.									
Days Min. <=32 °F			0	MIN.	≤ 80	≤ 75	≤ 70	≤ 65	≤ 60	≤ 55	≤ 50	≤ 45	≤ 40	≤ 35	≤ 32	≤ 30						
Days Min >=70°F			1	DAYS	31	31	31	27	23	22	16	10	3	0	0	0						

PAGE #3	West Henrico Co. - Glen Allen Weather Center 37.65537° N. 77.56929° W. - Koontz
39	40
May 2021	REMARKS FOR THE MONTH May - 2021
May-01	NO CLOUDS SEEN TODAY WITH A 31.6 °F WARMUP AND A BEAUTIFUL AFTERNOON-MIN. RH 22% AT 1545
May-02	AM SUN THROUGH A COMPLETE OVERCAST UNTIL 1240 AND MOSTLY CLEAR FROM 1345-1540 THE CIRRUS CLOUDS CAME BACK IN
May-03	TS-1-1-2 THUNDERS -1227, 1229, 1232-HEAVIEST RAIN FROM 0935-0950
May-04	TS-2-3-3 A VERY CLEAR AM WITH CLOUDS COMING IN AT 1230 AND PC UNTIL 1515 THEN CLOUDY BY 1530 TO SUNSET
May-05	AM CLOUDS CLEARED BY 0930 BUT RETURNED AT 1210 AND WAS PC-EST 60% A COLD FRONT PASSED AT 1830 GIVING NO PRECIP.
May-06	MOSTLY CLEAR ALL DAY EXCEPT 1500-1645 AND A COOL MAY DAY WITH LOW RH OF 38%
May-07	TODAY FELT MUCH COOLER THAN YESTERDAY WITH NO SUN AND AFTERNOON RAIN
May-08	CLEARING STARTED AT 0800 WITH CLOUDS COMING IN AT 1020 THEN MOSTLY CLOUDY TO 1230 AND THEN AGAIN CLEAR AFTER 1600
May-09	TODAY WAS WINDY WITH A CLEAR PERIOD FROM 1100-1400 THEN PM WAS ABOUT 60-65% CLOUDY-MAX. WIND 24 MPH AT 1438
May-10	3RD PD. OF SPRINKLES 1330-1340-FIRST SUN AROUND 1450 AND CLEAR BY 1630 TO SUNSET
May-11	CLEARING STARTED AT 1030 AND WAS CLEAR BY 1100 UNTIL 1415 WHEN IT BECAME PC AND AVERAGE CLOUDS FOR PM WAS PARTLY CLOUDY
May-12	CLOUDY AND VERY COOL DAY WITH CLEARING STARTING AT 1545 AND PC BY 1600 AND REMAINED PC TO SUNSET
May-13	IT WAS CLEAR TO NOON WHEN CUMULUS CAME IN BY 1220. IT WAS PC FOR REST OF AFTERNOON.
May-14	MAY IS AVERAGING ABOUT 7 DEGREES BELOW AVERAGE-AM WAS CLEAR TO 0915 THEN CLOUDS CAME IN
May-15	CUMULUS CLOUDS CLEARED AT 0645 AND CAME BACK IN AT NOON GIVING A CLEAR AM -PM WAS ABOUT 35-40% CLOUDY WITH LOW RH OF 23% AT 1226
May-16	A CLOUDY CALM DAY
May-17	CLEAR VERY EARLY THEN CIRRUS BY 0830 AND SUN THROUGH CIRRUS DURING REST OF AM JOINED BY CUMULUS BY 1105-PM WAS CLOUDY BUT CLEARING BY 2030
May-18	SOME BEAUTIFUL AM FIBROUS CIRRUS AGAINST A DEEP BLUE SKY BEFORE 0930
May-19	TODAY WAS VERY CLEAR AND CALM WITH A LOW RH OF 33% AND A HIGH TEMP. RANGE OF 34.1 °F
May-20	SUN THROUGH SOME VERY THIN CIRRUS IN AM BUT STILL CONSIDERED SUNNY-PM CUMULUS FROM 1500-1815 BUT ALSO SUNNY-TEMP. RANGE OF 35.7 °F & LOW RH OF 31% @1517
May-21	A VERY CLEAR DAY ONLY A FEW CIRRUS SEEN AFTER 1800-LOWEST RH 37% AT 1414
May-22	SKY STARTED TO CLEAR AT 1030 BUT NOT CLEAR UNTIL 1210-PM HAD SOME SCATTERED CUMULUS BUT WAS CONSIDERED CLEAR
May-23	WARMEST DAY SINCE SEPT. 4, 2020 WHEN IT WAS 92.3 °F
May-24	MOSTLY CLEAR UNTIL 0800 THEN A BROKEN OVERCAST IN AM AND A CLOUDY PM-4TH PD. OF SPRINKLES WAS FROM 1945-2055
May-25	AM WAS CLOUDY AND CLEARING STARTED AT 1230 AND IT WAS CLEAR BY 1250 THEN CLOUDY AGAIN AFTER 1820
May-26	CLOUDY FROM 0840-1010 THEN MOSTLY CLEAR TO 1515 THEN PC TO 1645 THEN CLOUDY FOLLOWED BY CLEARING AT 1750
May-27	MOSTLY CLEAR ALL DAY EXCEPT SCATTERED CUMULUS FROM 1220-1500 AND NOT AS HUMID TODAY-LOW DEW POINT WAS 58.5 °F AT 1732
May-28	ALL OF MEASURABLE RAIN TODAY FELL BETWEEN 1755-2000 THEN SPRINKLES FROM 2125-2320
May-29	COLD FRONT PASSED AT 0745-HEAVIEST RAIN FROM 1130-1145-WINDY AND CHILLY MAX. WIND GUST 20 MPH AT 1409-3RD PD. OF RAIN 2250-2400
May-30	VISIBILITY REDUCED BY DRIZZLE 3RD PD. OF PRECIP. AS DRIZZLE FROM 0950-1040 AND A CLOUDY, CHILLY, BREEZY DAY
May-31	THE AM WAS SUNNY WITH A FEW SCATTERED CIRRUS AND CUMULUS THAT INCREASED BY 1030 AND WAS CLOUDY BY 1145. THEN DECREASING CLOUDS BUT MOSTLY CLOUDY BY 1445
DATE	EXTENSION OF LENGTHY DAILY REMARKS
May-31	FOLLOWED BY PARTLY CLOUDY BY 1600 AND MOSTLY CLEAR BY 1845 AND THEN CLEAR TO SUNSET.
<p>The daily records for the month are listed on page # 4 and not found in the remarks.</p> <p>The link below explains how observations are taken at the Glen Allen Weather Station - Note the Numbers match the column numbers on the Observation Sheet</p> <p>Rules for making Observations in 2021</p>	

The Glen Allen Station had 22 Records or Record Ties in May 2021

[illegible]

Springfield Park, Glen Allen, Virginia May 2021

May, with 3.48 inches of precipitation, was the 4th driest May on record; the May record is 2.37 inches in 2015. 2.33 inches of this precip fell from the 28th to the 30th which was 2/3s of the precip. for the entire month. There was no measurable precip. from May 11th to the 26th a period of 15 days and plants and lawns not watered suffered. Precip fell on only 8 days in May the second lowest number on record.

May's mean temperature was 65.2°F a -3.3°F departure and the 3rd coolest May on record. Springfield Park had five 90°F days in May; only 2019 had more with seven. The average maximum temp. was 78.5°F a -0.3°F departure but the average minimum was 51.8°F a negative 6.3°F departure and a new record low average minimum. This shows up nicely in the graph for Springfield Park. This is because of the many clear nights and dry weather giving large temp ranges. The average relative humidity for May was 67% a new record low for May. There were 9 daily temp. range 12-yr. records set in May. The average temp. range was 26.7°F the highest on record for May. The max. temp. range for May was 36.2°F on the 15th, only 2 Mays have had higher. The highest temp. for May was 95.5 on the 26th which was a new record high for May and the daily mean temp. was 82.7°F a new record high daily mean for May at this station. The max. heat index on the 26th was also the 3rd highest on record for May. The month's lowest minimum was 39.4°F on the 13th.

The average ground temp. at 1 foot was 65.6°F the 4th lowest on record for May.

The maximum wind for the month was only 28 mph on the 4th as May had no strong storms.

May had only 2 days with thunder which was the second least on record for May.

The highest barometric pressure was 30.54 on the 21st which was a new record high for May and the average barometric pressure for May was the 2nd highest on record.

2021 Spring Springfield Park, Glen Allen, Virginia											
Months	TEMPERATURE					PRECIPITATION			SNOW		
	Ave.	Ave		12 Yr.			12 Yr.			12 Yr.	
Spring	Max.	Min.	Mean	Ave.	Depart.	Total	Ave.	Depart.	Total	Ave.	Depart.
Mar.	63.21	39.54	51.37	48.67	2.7	4.42	3.46	0.97	T	2.9	2.9
Apr.	71.87	45.28	58.58	59.03	-0.5	2.08	3.45	-1.37	0	0.0	0.0
May	78.54	51.84	65.19	68.52	-3.3	3.48	5.00	-1.52	0.0	0.0	0.0
SUM	213.62	136.66	175.14	176.22	-1.1	9.98	11.90	-1.92	T	2.9	2.9
AVE.	71.21	45.55	58.38	58.74	-0.4	3.33	3.97	-0.64	0.0	1.0	1.0

This was the driest spring season at Springfield Park with 9.17 inches; the driest was spring 2015 with only 8.92 inches. The average is 11.90 inches. This was also the 5th coolest of 12 seasons as both April and May were below average. May was the 3rd coolest of the past 12 years.

Richmond International Airport

May will be remembered for its very dry period of 17 days with no measurable rain and the 3rd driest May on record with only 0.60 inches precipitation before the 28th or the driest May since 1936. May in 2020 was also dry with 1.90 inches, the 18th driest May since 1887, and this year was the 25th driest May. The spring season this year had 7.56 inches of precipitation the least since 2012 when only 7.36 inches of precipitation was recorded. But 1.73 inches of rain fell between the 28th and 30th or 74% of the total for the entire month.

The mean temp. for May was 65.9°F a -0.5°F dep. which made it the 61st coolest May on record since 1897. The average maximum for May was 79.1°F a 1.2°F departure. The average minimum was 52.7°F a - 2.3°F departure and the 26th coolest May reading since 1897.

The maximum temperature for May was 95°F on the 26th; only 6 Mays had higher maximum temps. since 1897. The lowest recorded temperature in May was 42°F on the 8th, 9th, 14th.

The lowest daily temperature range for May was 9°F on the 30th and the highest was 36°F on the 2nd, 09th, 20th, 22nd. The average temp. range for May was 26.5°F with only 5 Mays having a higher average since 1897.

The Richmond International Airport had 2 daily records that either tied or were broken.

1 Record High Maximum Temperature

May 26th 95°F set a new record - the old record 94°F in 1991, 1984, 1953

1 Tied record for the Lowest Daily Mean Temperature

May 30th had a daily mean temp. of 55.5°F and tied with May 30th in 2000 and 1971.

Spring 2021 Richmond International Airport											
Month	TEMPERATURE					PRECIPITATION			SNOWFALL INCHES		
	Max.	Min.	Mean	30 Year Ave.	Dep.	Actual	30 Year Ave.	Dep.	Actual	30 Year Ave.	Dep.
Mar.	63.2	39.4	51.29	48.6	2.7	3.89	4.04	-	T	0.6	-0.6
Apr.	72.0	45.9	58.92	58.2	0.7	1.34	3.27	-	0.0	0.1	-0.1
May	79.1	52.7	65.90	66.4	-0.5	2.33	3.78	-	0.0	0	0.0
SUM	214.3	137.9	176.11	173.2	2.9	7.56	11.09	-	0.0	0.7	-0.7
AVE.	71.43	46.0	58.7	57.7	1.0	2.52	3.70	-	0.0	0.2	-0.2

May with 2.33 inches of precipitation was the 25th driest since 1887. The spring season had 7.56 inches of precipitation making it the driest since 2012 when 7.36 inches was recorded. Richmond's spring season's temperature averaged 58.7°F which was the 35th warmest since 1880 as the warm March and April offset the cool May temperatures.

ACON - VA/NC/SC

The Atlantic Coast Observer Network: Virginia, North Carolina, South Carolina

May 2021

Station summary of Climatological Data

Observer: Lowell L. Koontz Acon Station ID: West Henrico - Glen Allen, VA

Observation Times: Temps Recorded 2400 Precipitation Recorded 2400

TEMPERATURE °F

A	AVERAGE MAXIMUM	78.54
B	AVERAGE MINIMUM	51.84
C	MEAN MONTHLY	65.19
C1	MEAN TEMP DEP.	-3.3
D	MAXIMUM	95.5
E	DATE(s) OF MAX.	May-26
F	MINIMUM	39.4
G	DATE(s) OF MIN.	May-13
H	# DAYS MAX. > = 90°	5
I	# MAX. < = 32°	0
J	MIN. < = 32°	0
K	MIN. < = 0°	0
K1	AVE RELATIVE HUMIDITY	67.0

WIND MPH

L	MAX. GUST	28
M	DIRECT. OF GUST	West
N	DATE	May-04
	TIME	17:19

NUMBER DAYS WITH -

O	THUNDER	2
P	HAIL	0
Q	GLAZE	0
R	ICE PELLETS (SLEET)	0
R1	DENSE FOG < = 1/4 MILE	0

PRECIPITATION INCHES

T	MONTH TOTAL	3.48
U	CALENDAR DAY MAX.	1.33
U1	DATE OF MAX.	May-29
V	24-HR. PERIOD MAX.	1.32
V1	DATE(s) OF MAX. PD.	28 th & 29 th
W	# DAYS > = 0.01"	9
X	# DAYS > = 1.00"	1
Y	YR. TO DATE TOT.	18.45
	MAX. 1 HR. PRECIP.	0.51
	MAX. 5 MIN PRECIP.	0.29

SNOWFALL INCHES

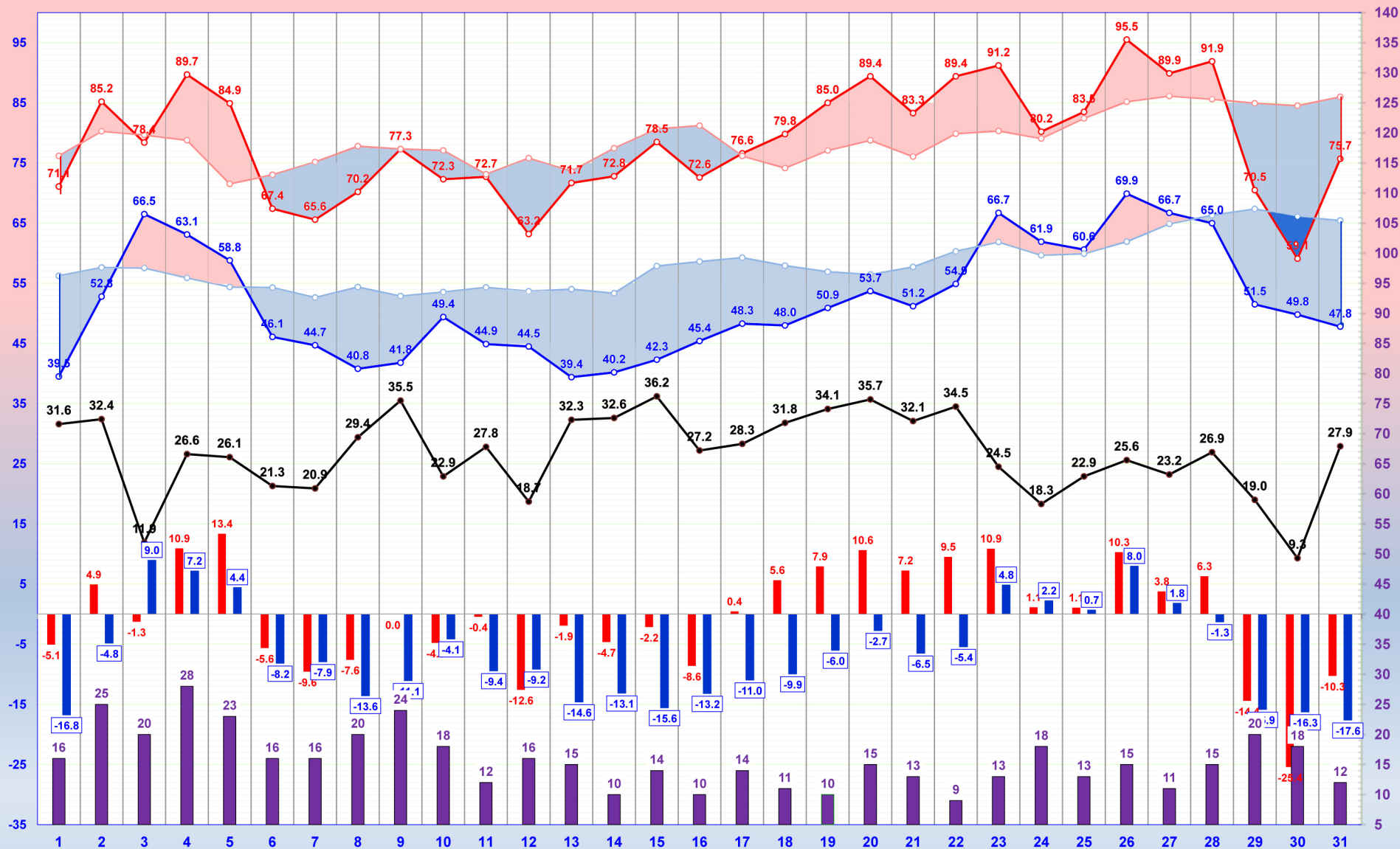
Z	DAILY MAXIMUM	0
1	DATE OF MAX.	
2	DAYS= > TRACE	0
3	DAYS > = 1.0"	0
4	MONTHLY TOTAL	0.0
5	2020 - 2021 SEASON'S TOT.	11.7

BAROMETER

6	MAXIMUM	30.54
6A	DATE	May-21
7	MINIMUM	29.68
7A	DATE	5 th & 28 th
8	AVE. MONTHLY PRESSURE	30.11
CWA	NWS COUNTY WARNING AREA	Henrico

SPRINGFIELD PARK'S MAY TEMPERATURE & WIND GRAPH

Temperature in Degrees F



Maximum Wind Speed in MPH

High-Departure Low-Departure Max-Wind High Low Ave-High Ave-Low Range

MAY TEMPERATURE GRAPH

The Richmond International Airport - Normals 1991-2020

